



---

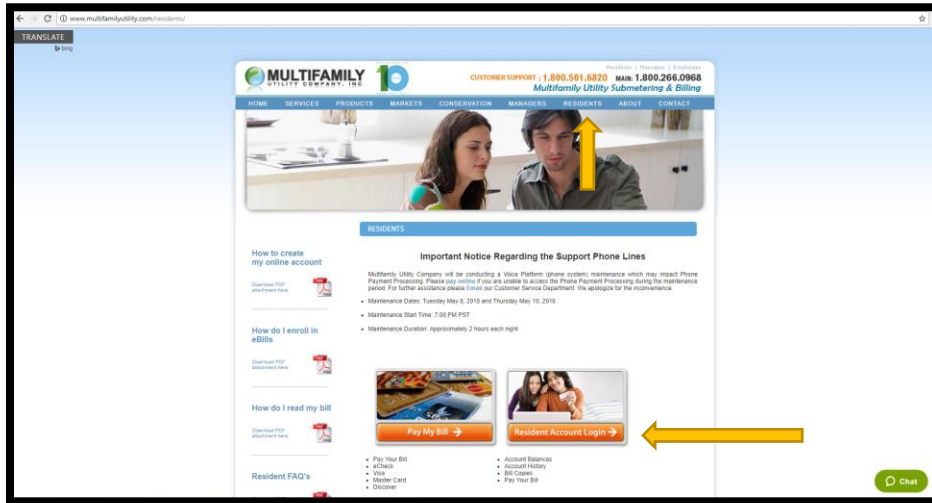
## How to: Register for Ebill

---

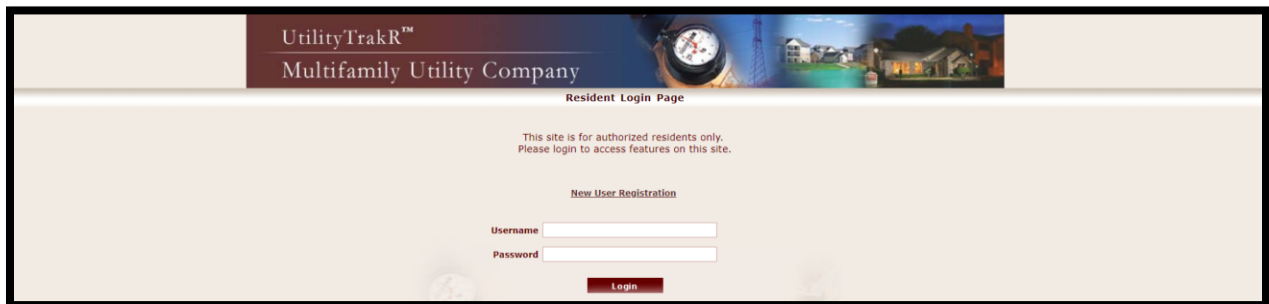
**Step One:** In order to sign up with Ebill, you will need an online account. Once an online account has been made, go to our homepage —> [www.multifamilyutility.com](http://www.multifamilyutility.com)  
The homepage should look like this: —>

The screenshot shows the Multifamily Utility Company website homepage. At the top, there is a navigation bar with links for HOME, SERVICES, PRODUCTS, MARKETS, CONSERVATION, MANAGERS, RESIDENTS, ABOUT, and CONTACT. The main header features the company logo, contact information (CUSTOMER SUPPORT: 1.800.501.6820, MAIN: 1.800.266.0968), and a tagline: "A LEADER IN SUBMETERING AND BILLING". Below the header, there are five category tiles: Multifamily, Condominiums, Commercial, New Construction, and Mobile Homes. The main content area includes a video player for "Multifamily Utility Company", a section for "OUR PRODUCTS" with images of submeters and a map of the United States, and a "NATIONWIDE SERVICES" section. At the bottom, there are sections for "OUR SERVICES" (SUBMETERING - SYSTEM DESIGN, INSTALLATION & MAINTENANCE) and "TESTIMONIALS". A "Chat" button is visible in the bottom right corner.

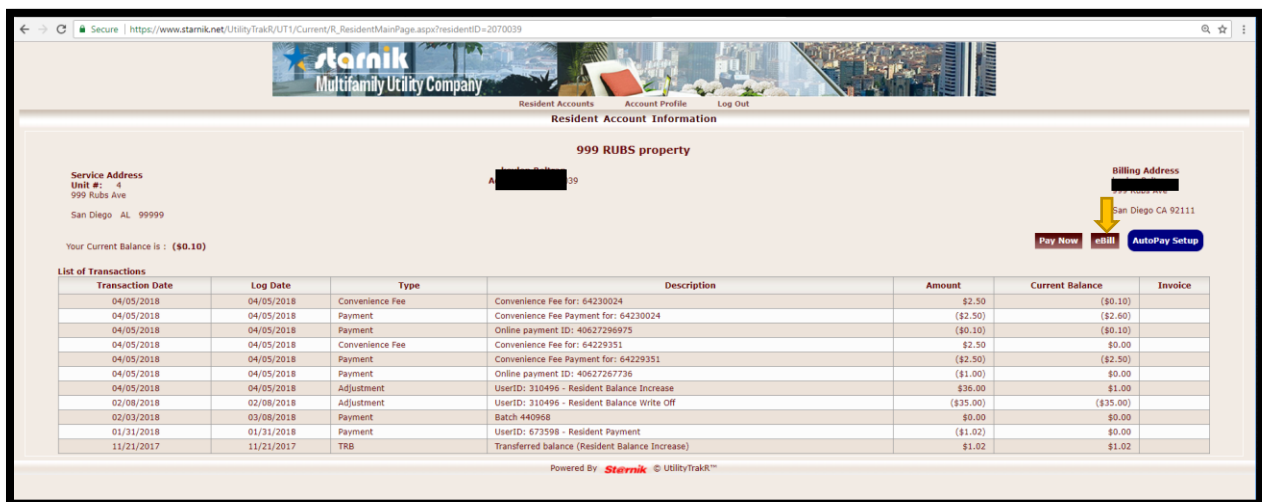
**Step Two:** After going onto our homepage, click on 'Residents'. After doing so, click on 'Resident Account Login' as shown below:



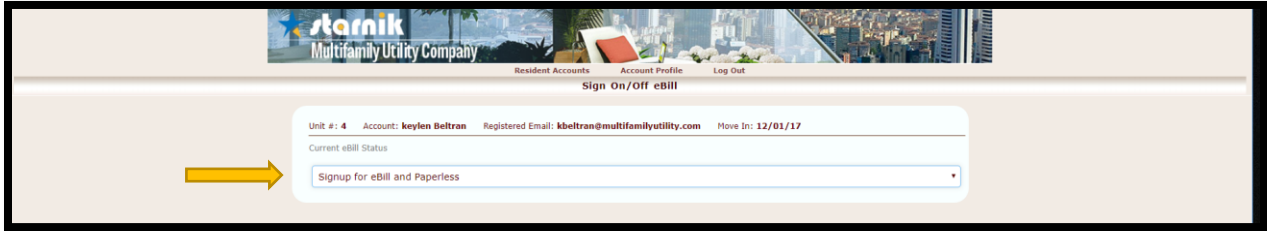
**Step Three:** After clicking on 'Resident Account Login', you will need to login to your account.



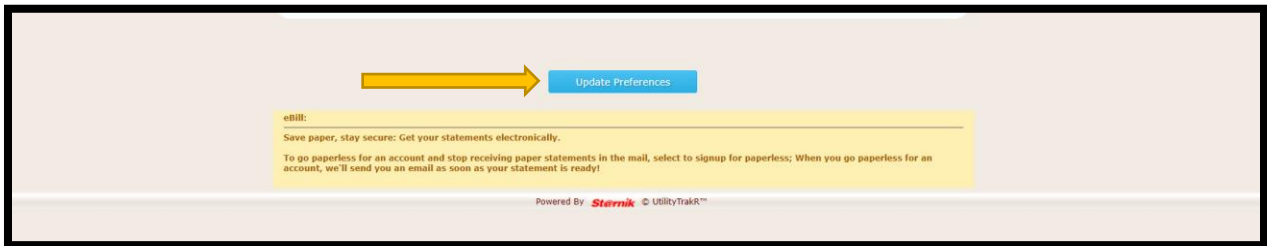
**Step Four:** Once logged in, you will see a summary of your payments, general information, and a little box that says 'eBill'. Click on the box as shown below:



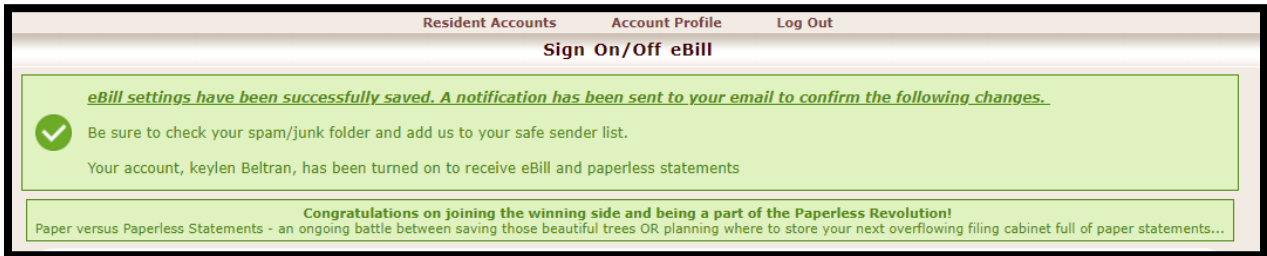
**Step Five:** After clicking the box, you will need to click on 'Signup for eBill and Paperless'.



**Step Six:** After clicking on 'Signup for eBill and Paperless', you will need to scroll down, and you will see a blue box that says 'Update Preferences' as shown below:



After updating the preference, you will see a green box confirming that you have officially signed up with eBill!



**NOTE:** The email confirmation you will be sent, will look something like this:

From: [info@multifamilyutility.com](mailto:info@multifamilyutility.com) <[info@multifamilyutility.com](mailto:info@multifamilyutility.com)>  
Sent: Friday, May 11, 2018 12:48 PM  
Subject: Multifamily Utility Company - eBill Notification

Dear [REDACTED],

Your account, [REDACTED], has been turned on to receive eBill and paperless statements

Note: We do not monitor this email account. Please do not directly reply to this email.

Thank you,  
Multifamily Utility Company